

COMPACT IS **ESY** BECAUSE FLEXIBLE LIGHT CONTROL NEEDS INNOVATIONS

**COMPACT PRESENCE AND
MOTION DETECTORS**
Every application and every technology

HIGH-PERFORMANCE DIVERSITY

EVERY INSTALLATION, EVERY TECHNOLOGY

- Ceiling detectors: 360° detection angle, range Ø 8, Ø 24, Ø 32 or Ø 40 metres
- Wall-mounted detectors: 180° detection angle, range Ø 16 metres
- 230 V, DIM 1–10 V, Universal Current (12–36 V), DALI, KNX and ELC
- Surface mounting, recessed mounting or recessed ceiling mounting
- Switching, dimming and HVAC
- Option of further functions such as acoustic sensor or touch function
- Radiation-free PIR sensors without electrosmog

The COMPACT series offers not only a wide range of versions for a broad range of applications, but also impressive innovative concepts for the realisation of intelligent solutions for all building areas.

| | CEILING-MOUNTED DETECTORS | | | | WALL-MOUNTED DETECTORS | Integrated acoustic sensor | Light channel switching | Light channel control (constant light control) | HVAC channels (switching) | Switching output (relay) | Switch input | Remote controllable | |
|----------------------------------|------------------------------------|--|-------------------------------------|-------------------------------------|---------------------------------------|----------------------------|-------------------------|--|---------------------------|--------------------------|--------------|---------------------|--|
| Sensing | Ø 8 metres, 360° | Ø 24 metres, 360° | Ø 32 metres, 360° | Ø 40 metres, 360° | Ø 16 metres, 180° | | | | | | | | |
| PRESENCE DETECTORS | | | | | | | | | | | | | |
| 230 V (ON/OFF) | PD-C 360i/8 EP10425059 | PD-C 360i/24 EP10428067 | PD-C 360i/32 EP10427756 | PD-C 360i/40 Corridor EP10428180 | | | 1 | | | 1 | 1 | • | |
| | PD-C 360i/8 MIC EP10425882 | | | | | • | 1 | | | 1 | 1 | • | |
| | | PD-C 360i/24 DRY EP10425707 | | | | | 1 | | | 2 | 1 | • | |
| | PD-C 360i/8 plus EP10425042 | PD-C 360i/24 plus EP10425288 | PD-C 360i/32 plus EP10427763 | | | | 1 | | 1 | 2 | 1 | • | |
| | | PD-C 360i/24 DUOplus SM / FM EP10426810 / EP10426803 | | | | | 2 | | 1 | 3 | 3 | • | |
| | | | | | PD-C 180i/16 Touch plus EP10428500 | • | 1 | | 1 | 2 | 1 | • | |
| | PD-C 360/8 Slave EP10055379 | PD-C 360/24 Slave EP10055386 | PD-C 360/32 Slave EP10427770 | | | | | | | | | | |
| | | PD-C 360/24 Slave WH EP10425790 | | | | | | | | | | | |
| 230 V with 1–10 V control output | PD-C 360i/8 DIM EP10426711 | PD-C 360i/24 DIM EP10426704 | | | | | | 1 | | 1 | 1 | • | |
| | | PD-C 360i/24 DIMplus SM / FM EP10426735 / EP10426728 | | | | | | 1 | 1 | 1 | 2 | • | |
| | | PD-C 360i/24 DIMplus WH EP10425783 | | | | | | 1 | 1 | 1 | 2 | • | |
| | | PD-C 360i/24 DUODIMplus SM / FM EP10426759 / EP10426742 | | | | | | 2 | 1 | 2 | 3 | • | |
| 12–36 V (AC/DC) | PD-C 360i/8 UC EP10427312 | PD-C 360i/24 UC EP10427329 | | | PD-C 180i/16 UC EP10427305 | | 1 | 1 | | 1 | 1 | • | |
| DALI | PD-C 360i/8 DUO DALI EP10427442 | PD-C 360i/24 DUO DALI EP10427459 | PD-C 360i/32 DUO DALI EP10427787 | | | | | 2 | 2* | | 2 | • | |
| DALI-2 | | PD-C 360i/24 PS plus DALI EP10428111 | | | | | | 16 | 1 | 1 | 4 | • | |
| KNX | | PD-C 360i/24 KNX ECO UP EP10427435 | | | PD-C 180i KNX ECO EP10426452 | | 2 | | | | | • | |
| | PD-C 360i/8 KNX UP EP10427404 | PD-C 360i/24 KNX UP EP10427428 | PD-C 360i/32 KNX UP EP10427794 | | | | 2 | 2 | 1 | | | • | |
| | | | | | PD-C 180i KNX EP10426445 | • | 1 | 1 | 1 | | | • | |
| | | | | | PD-C 180i/16 Touch KNX EP10460104 | • | 1 | 1 | 1 | | | • | |
| ELC | PD-C 360i/8 ELC EP10427602 | PD-C 360i/24 ELC EP10427619 | | | | | | 4 | 2* | | | • | |
| MOTION DETECTORS | | | | | | | | | | | | | |
| 230 V (ON/OFF) | MD-C 360i/8 EP10055393 | MD-C 360i/24 EP10055317 | MD-C 360i/32 EP10427749 | MD-C 360i/40 Corridor EP10428128 | | | 1 | | | 1 | 1 | • | |
| | MD-C 360i/8 MIC EP10425875 | | | | | • | 1 | | | 1 | 1 | • | |
| | | | | | MD-C 180i/16 Touch EP10428517 | • | 1 | | | 1 | 1 | • | |

* With additional SW DALI (DALI switch) as accessory.

PD-C 360i/24 PS PLUS DALI

The universal DALI presence detector enables intelligent light control of lighting groups and lighting scenes – with simple networkability, direct control of HVAC devices and interoperability in accordance with the DALI-2 standard.
Further information can be found on page 6.



Recessed ceiling-mounted version: Easy installation using a standard drill bit (Ø 68 mm)



Surface mounting with a separately available IP 20 surface-mounted socket

PD-C 180i/16 TOUCH PLUS MD-C 180i/16 TOUCH

The PD/MD-C 180i/16 Touch wall-mounted detectors for 230 V and KNX feature an impressive and innovative operating concept: Users can conveniently control and activate functions simply by lightly touching the surface of the lens.
Further information can be found on page 8.



Sensor insert for recessed mounting. Compatible with all common brand name switches



With separately available IP 20/ IP 44 cover and frame (surface-mounted socket available separately)

PD-C 360i/24 DUODIMplus FM PD-C 360i/24 DUODIMplus SM

The multiple award-winning DUODIMplus is the ideal multichannel solution for 230 V – with automatic control of two independent light series and more.
Further information can be found on page 10.



FM variant for recessed mounting



SM variant for surface mounting

PD-C 360i/8 ELC PD-C 360i/24 ELC

ESYLUX Light Control lighting solutions use intelligent system sensors to ensure optimal lighting conditions and maximum energy efficiency – biologically effective light included!
Further information can be found on page 12.



ELC sensor with 8-metre range



ELC sensor with 24-metre range

SIMPLY EFFICIENT

AVOID UNNECESSARY ENERGY CONSUMPTION

The principle of demand-driven automation is as easy as it sounds: Only use energy when it is really needed. It replicates typical human behaviour. When users of office buildings and other workplaces switch on lights, ventilation and heating, they often stay on the entire day – in the worst-case scenario, even overnight because more often than not, people forget to switch them off. The results are too much energy consumption which are unnecessary. On top of this, artificial light does not always need to be on at full power and ventilation does not need to be on at full blast.

This is why ESYLUX offers cross-component sensor-operated solutions that easily turn the workplace into a "smart office" without users having to worry about it. These solutions ensure that light and other devices are only used to the extent required by the current conditions. In this way, workplaces can be equipped to comply with standards while providing an optimal atmosphere and automatically achieving a high level of energy efficiency.

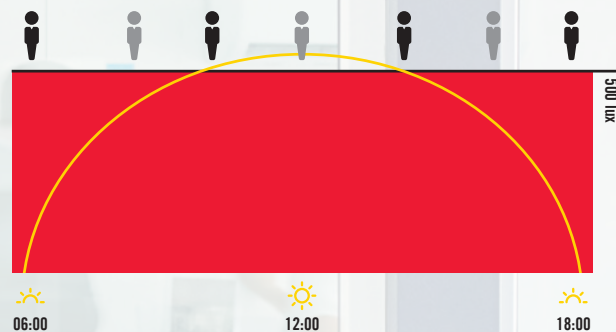
SAVING ENERGY THROUGH INTELLIGENT SENSOR TECHNOLOGY

The use of a simple presence detector alone already results in a significant improvement. This is because it automatically ensures that the lighting or other devices are only switched on when people are actually in the workplace. At the same time, each presence detector has a light sensor that checks the current brightness during operation. If the daylight that enters the room through the window is adequate for work, for example in the middle of the day, the presence detector will also switch off the artificial light.

Even more energy can be saved by constantly adapting to prevailing environmental conditions. If the presence detector is capable of constant light control, it only dims up the artificial light to the extent necessary to achieve a specific set value, based on the available daylight. This is the best possible way of using daylight and also naturally ensures an extremely high level of convenience. It automatically ensures that rooms never become too dark or too bright. If the presence detector contains additional sensors to measure air quality, for example, the operation of additional devices can still be continuously aligned to the current room conditions.

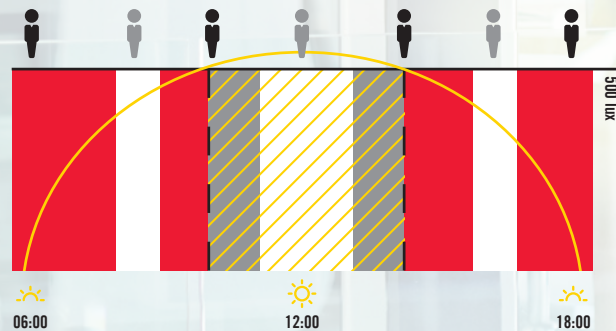


MANUAL LIGHT SWITCHING



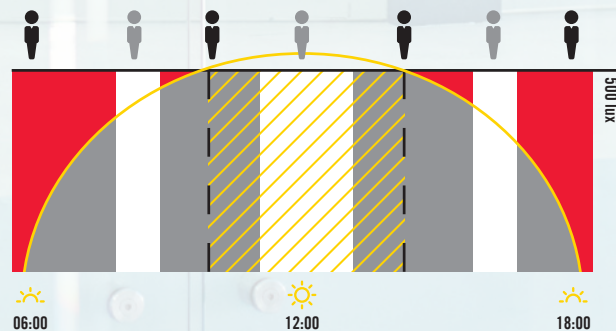
Office space without automation – the light and other devices frequently stay on all day and consume energy unnecessarily (building efficiency class D).

PRESENCE AND DAYLIGHT DEPENDENT LIGHT SWITCHING



Presence- and daylight-dependent light switching using a presence detector automatically reduces energy consumption (building efficiency class B).

PRESENCE AND DAYLIGHT DEPENDENT CONSTANT LIGHT CONTROL



The best use of daylight: Constant light control of a presence detector (building efficiency class A).

- Proportion of artificial light
- ▨ Sufficient daylight
- Present
- Absent

INTELLIGENT ALL-ROUNDER

FOR THE DALI-2 STANDARD

DALI-2 is gaining ground and opening up completely new opportunities for demand-driven building automation. With the PD-C 360i/24 PS plus DALI presence detector, ESYLUX offers a prototype for intelligent light control with the DALI-2 standard. It is developed in accordance with IEC 62386 version 2 and enables simple solutions even for situations with the most complex requirements.

ADJUSTABLE LIGHT SENSOR FOR HIGHEST-PRECISION MEASUREMENT

As a multimaster device with integrated bus power supply, it uses the options of the new standard to optimal effect, while its adjustable light sensor guarantees particularly precise light measurement and control. With a housing diameter of Ø 68 mm and the new ESY-Pen, installation and initial operation are performed in no time at all!



Easy recessed ceiling installation using a standard drill bit (Ø 68 mm)



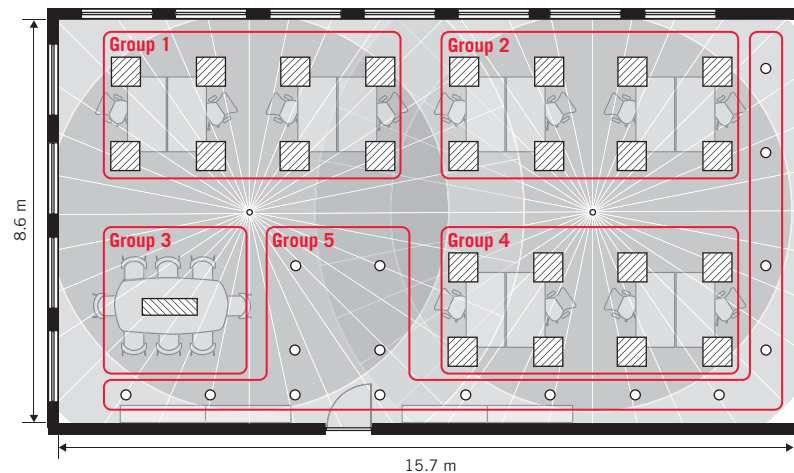
Adjustable light sensor in the housing for particularly precise light measurement



Simply ready to start with the ESY-Pen: The new all-in-one device for operation, remote control, light measurement and project management

Application example of an open-plan office:

The PD-C 360i/24 PS plus DALI can control up to 16 groups individually – and trigger up to 16 scenes. This allows a very wide range of configurations for greater quality of life and energy efficiency in the workplace. ▼



YOUR ADVANTAGES AT A GLANCE:

- Multimaster control
- Control up to 16 groups
- Control up to 16 scenes
- Manually accessible or time-controlled scenes
- Swarm intelligence or orientation light
- Adjustable light sensor for particularly precise measurements
- Integrated bus power supply
- Can be installed using a standard drill bit (Ø 68 mm)
- Quick setup and operation via smartphone
- Configurations can be stored

TOUCHING ALLOWED

PRESENCE AND MOTION DETECCORS WITH TOUCH FUNCTION

What is most common for smartphones and tablets has now also reached the key area of demand-driven building automation – with the PD-C/MD-C 180i/16 TOUCH wall-mounted presence and motion detectors from ESYLUX. Their touch-sensitive lens surface allows convenient control of numerous functions – thereby replacing light switches or KNX touch sensors.



TOUCH CONTROL WITH TWO DIFFERENT FUNCTIONS

The touch detectors react to two types of touching: short and long. Which function can be controlled with the different touch types depends on the relevant detector type. With the 230 V versions, you can switch the lighting with a brief touch or select multiple program presets following a longer touch. You can deactivate this second touch option remotely if required.

The options available with the KNX versions are particularly wide-ranging. Both touch types can be freely assigned with various KNX communication objects. For example, the touch function can be used for dimming, controlling a shutter-blind or selecting entire scenes!



▲ An integrated touch function enables convenient manual control of numerous functions

| | | |
|--|---|--|
|  Touch presence and motion detectors | | |
| Short touch | → | Switching on and off of the lighting ¹ |
| Long touch ² | → | Selection mode with multiple program presets |
|  Touch presence detector | | |
| Short touch | → | Freely assignable with numerous communication objects ³ |
| Long touch ² | → | Freely assignable with numerous communication objects ³ |

¹ Can be reduced to switching on by remote control
² Can be deactivated by remote control
³ Switching, dimming, selecting scenes, controlling blinds etc.

- YOUR ADVANTAGES AT A GLANCE:**
- Touch-sensitive lens surface
 - Replaces light switches or KNX buttons
 - Switch or dim the lighting
 - Controlling communication objects with KNX designs
 - Detection range extension through:
 - 230 V: Parallel switching
 - KNX: Master-slave combinations
 - Demand-driven switching of HVAC
 - Flexible intervals in pulse mode
 - Integrated acoustic sensor with adjustable sensitivity
 - Compatible with brand name switches

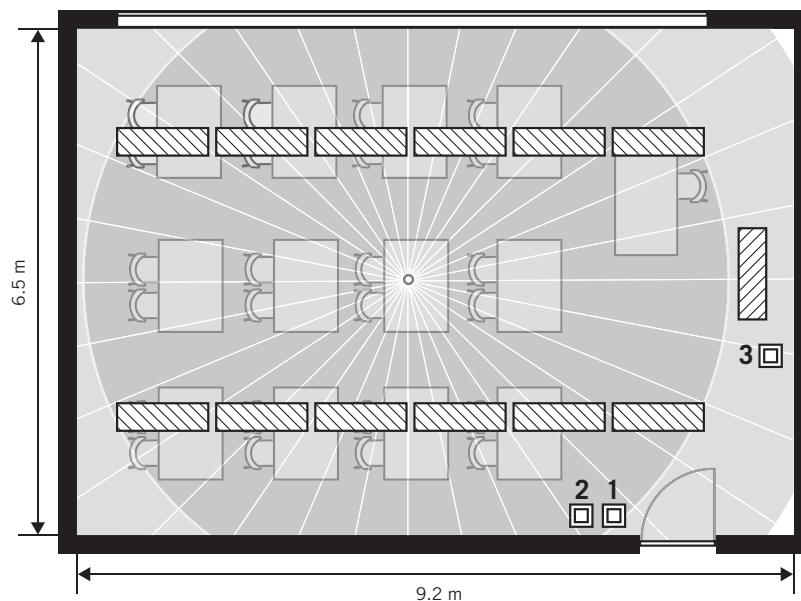
MULTI-CHANNEL SOLUTION FOR 230 V

THE DUODIMPLUS PRESENCE DETECTORS

The award-winning COMPACT-series DUODIMplus presence detectors enable a complete room solution for demand-driven automation in the 230 V range. With their wide detection range they can detect human presence within a room by themselves. Based on their light measurement, they then ensure daylight-dependent constant light control of two individually controlled light rows.

TWO LIGHT CHANNELS PLUS ADDITIONAL CHANNEL

Rooms with just one window area, for example a classroom, are a typical application. Here, the DUODIMplus detectors ensure optimal light conditions and only use energy to the extent that it is actually needed. As the “plus” in their name suggests, they additionally have a third output which can be used for presence-dependent switching of further consumers – such as board lighting or ventilation.



*DUODIMplus-FM
presence detectors for
recessed mounting*



*DUODIMplus-SM
presence detectors for
surface mounting*

◀ **Application example of a classroom:**
The PD-C 360i/24 DUODIMplus activates both light rows only when people are present and then controls them individually according to the available daylight. An additional output is available for the semi-automatic or fully automatic switching of additional devices.

YOUR ADVANTAGES AT A GLANCE:

- Presence- and daylight-dependent constant light control
- Individual control of two rows of lights
- Presence-dependent control of an additional channel (lighting or HVAC)
- 3 button inputs for manual control
- Temporary override by remote control
- Ready for use immediately: with factory setting
- Installation types: Surface mounting and recessed mounting
- Low energy consumption

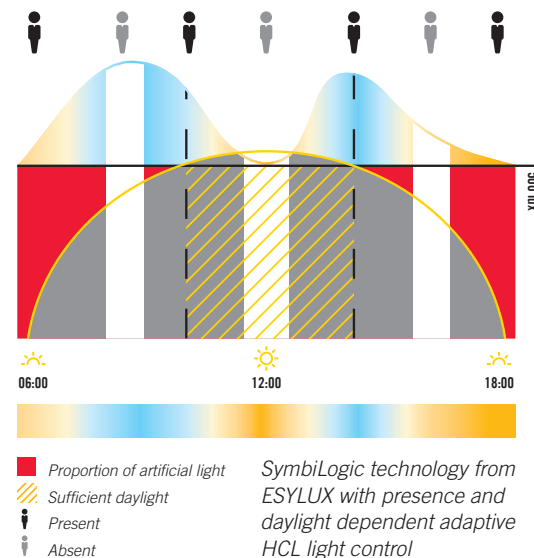
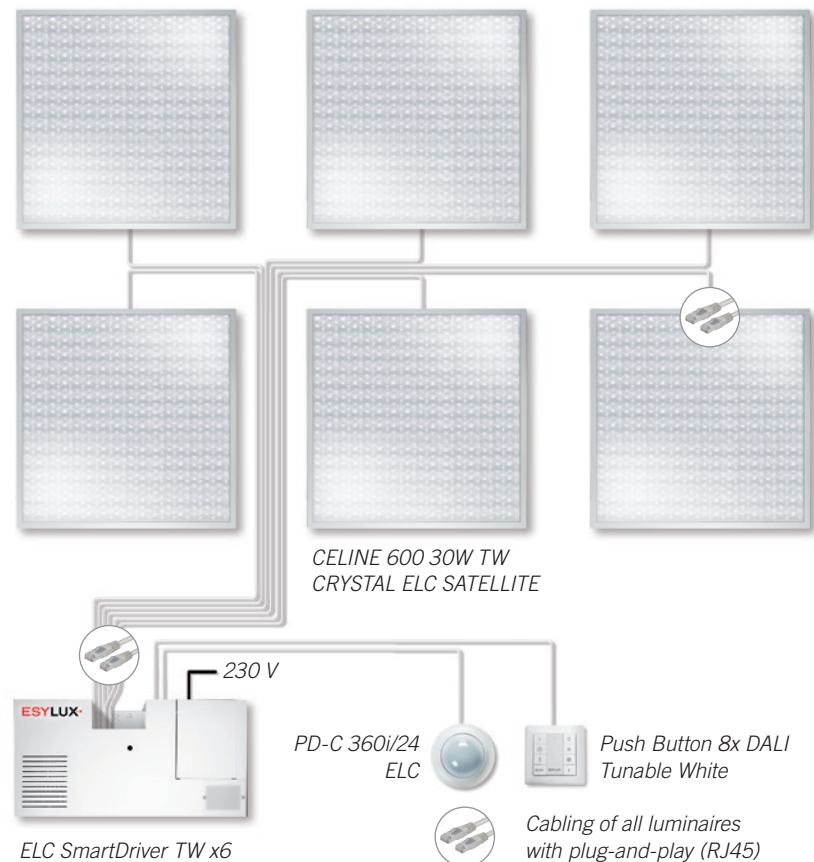
SMART SYSTEM SENSOR TECHNOLOGY

PRESENCE DETECTORS FOR ESYLUX LIGHT CONTROL ELC

Whether as a preconfigured, ready-to-install set for standard rooms or an individual customisable solution: Our light systems with ESYLUX Light Control ELC combine the best light with the simplest installation and operation – whatever your budget! Ceiling lights, controlunits, as well as the PD-C 360i/8 and /24 ELC presence detectors, are connected to one another as system components using plug-and-play, and can be grouped for different room zones via simple plug connections.

ENERGY-EFFICIENT HUMAN CENTRIC LIGHTING VIA PLUG-AND-PLAY

When in operation, the ELC system solutions create optimal lighting for workplaces. Due to the energy-efficient human centric lighting (HCL) of the SymbiLogic technology, they promote lasting vitality, well-being, the ability to concentrate and a restful night's sleep. With automatic presence- and daylight-dependent switching and the adaptive HCL light control of SymbiLogic, energy consumption is kept to a minimum.



YOUR ADVANTAGES AT A GLANCE:

- Intelligent sensor system for light systems with ESYLUX Light Control ELC
- Presence- and daylight-dependent adaptive HCL light control
- System integration via plug-and-play
- With ranges for all applications

ELC lighting systems:

- Automated lighting solutions with plug-and-play installation
- Ready for use immediately, with no programming required
- Energy-efficient human centric lighting
- Freely configurable or as a ready-to-install set
- Simple, error-free grouping via plug connection
- For room-by-room modernisation in day-to-day operation

ECONOMICAL PLANNING

MANY GOOD REASONS WHY AN ESYLUX SOLUTION IS ALWAYS WORTH IT



ESYLUX LIGHT CONTROL ELC
Preconfigured or simple scaling to individual requirements

EASY PROCESSING

ESYLUX guarantees the functional interaction of individual components, thereby offering a high degree of operational reliability throughout the entire life cycle. Preconfigured set system solutions for standard rooms comprising lights, sensor systems, control units and cabling are available under a single item number, which simplifies the ordering process across the entire delivery chain as well as handling at the construction site. Alternatively, system components can be put together individually and scaled for all room dimensions.



LOW INVESTMENT COSTS

LOW INVESTMENT COSTS

Affordable innovation: ESYLUX solutions offer a high degree of automation with clear investment costs. The quick and easy installation keeps overall costs low; room solutions with ESYLUX Light Control ELC can be installed as quickly as non-automated room lighting. The amortisation time is also similar – however in the long term, the efficient automation of intelligent lighting brings considerably higher savings.



UP TO 70%

POTENTIAL ENERGY SAVINGS*

Through the use of control in line with demand, combined with modern lighting.

* Source: Energy Efficiency Initiative, Deutsche Energie-Agentur GmbH (dena)

LOW OPERATING COSTS

With efficient automation involving demand-oriented, daylight-dependent light control, you can reduce power consumption and the number of operating hours. Result: a considerably longer lifetime for your lights – depending on the room usage, this can even be twice as long as for LED lighting without automation. This reduces the maintenance workload and associated costs, and faults in everyday operations.



UP TO 60%

TIME SAVINGS THROUGH PLUG AND PLAY

IDEAL FOR BUILDING RENOVATIONS

In the modernisation and renovation of buildings, the key factors are simple implementation and an increase in overall performance of the building. The modern automation solutions from ESYLUX can be easily integrated into the existing building infrastructure. Many ESYLUX solutions for offices function fully autonomously in the room and can also be integrated into a higher-level building automation (e.g. via KNX). This enables simple renovation room by room and reduces faults in the operating processes to a minimum.

ESYLUX Deutschland GmbH

An der Strusbek 40
22926 Ahrensburg | Deutschland
t: +49 4102 489 0
f: +49 4102 489 333
info@esylux.de
www.esylux.de

ESYLUX Belgium nv

Vlamstraat 7 bus 2
9450 Denderhoutem-Haaltert | België
t: +32 53 850 570
f: +32 53 850 579
info@esylux.be
www.esylux.be

ESYLUX Danmark ApS

Kokholm 3A
6000 Kolding | Danmark
t: +45 76 72 90 90
info@esylux.dk
www.esylux.dk

ESYLUX France SARL

5 rue de Castiglione
75001 Paris | France
t: +33 1 5345 10 55
info@esylux.fr
www.esylux.fr

ESYLUX Nederland B.V.

Leeghwaterstraat 35
3364 AE Slidrecht | Nederland
t: +31 184 647 000
f: +31 184 647 070
info@esylux.nl
www.esylux.nl

ESYLUX Norge AS

Strandveien 35
1366 Lysaker | Norge
t: +47 2255 52 00
f: +47 2255 52 01
info@esylux.no
www.esylux.no

ESYLUX Österreich GmbH

Hafenstraße 2A
4020 Linz | Österreich
t: +43 732 788 188 0
f: +43 732 788 188 7039
info@esylux.at
www.esylux.at

ESYLUX Portugal, Lda.

Lagoas Park Edifício 8, Piso 1
2740-244 Porto Salvo | Portugal
t: +351 214 236 170
f: +351 214 236 179
comercial@esylux.pt
www.esylux.pt

ESYLUX Russia

ООО "ИЗИЛЮКС РУ"
ул. Малая Калужская
д. 15, стр. 17 | эт. 3, оф. 541
119071 г. Москва | Россия
t: +7 495 782 72 40
info@esylux.ru
www.esylux.ru

ESYLUX Suomi Oy

Äyritie 12 B
01510 Vantaa | Suomi
t: +358 20 779 26 60
info@esylux.fi
www.esylux.fi

ESYLUX Sverige AB

Färögatan 33
164 51 Kista | Sverige
t: +46 470 853 00
f: +46 470 853 53
info@esylux.se
www.esylux.se

ESYLUX Swiss AG

Steinackerstrasse 29
Postfach
8302 Kloten | Schweiz
t: +41 44 808 61 00
f: +41 44 808 61 61
info@esylux.ch
www.esylux.ch

ESYLUX Asia Ltd.

No. 4 32/F Saxon Tower
7 Cheung Shun Street
Lai Chi Kok | Kowloon | Hong Kong
t: +852 3107 89 12
f: +852 3107 89 99
sales@esylux.com.hk
www.esylux.com.hk

ESYLUX GmbH (Export)

An der Strusbek 40
22926 Ahrensburg | Germany
t: +49 4102 888 80 0
f: +49 4102 888 80 441
sales@esylux.com
www.esylux.com



www.esylux.com

Picture credits:
GettyImages: 524174996, 153362937, 475980520,
592014133, 709129751, 106905914 | Thinkstock-
Photos: 848365574, 664765172, 177858625 | iStock:
475923646